



KEDIA ADVISORY

DAILY COTTON REPORT

7 Mar 2025

- **COTTON**
- **COCUDAKL**
- **KAPAS**
- **COTWASOIL**

Kedia Stock & Commodities Research Pvt. Ltd.

Research Advisory | White Labelling | Digital Marketing



Cotton Complex

Commodity	Expiry	Open	High	Low	Close	% Change
COTTONCANDY	31-Mar-25	52230.00	52840.00	52230.00	52660.00	0.29
COCUDA KL	20-Mar-25	2,585.00	2,611.00	2,585.00	2,602.00	0.74
COCUDA KL	17-Apr-25	2,614.00	2,632.00	2,611.00	2,629.00	0.77
KAPAS	30-Apr-25	1,438.00	1,444.00	1,438.00	1,442.00	0.31
COTWASOIL	20-Mar-25	1,300.00	1,300.00	1,300.00	1,300.00	0.41

International Rates

Commodity	Price	Open	High	Low	% Chg
US COTTON	65.18	65.22	65.24	65.14	-0.09
ZCE COTTON	13430.00	13455.00	13460.00	13320.00	-0.48
ZCE COTTON YARN	19470.00	19515.00	19515.00	19420.00	-0.97

Cottoncandy prices edged up by 0.29% to settle at 52,660 on short covering, after previous declines caused by increased supply and limited mill buying. Mills remain well-stocked, reducing immediate purchasing needs. Brazil's cotton production for 2024-25 is projected to rise by 1.6% to 3.7616 million tons, with a 4.8% expansion in the cotton planting area, indicating strong supply potential. Meanwhile, the Cotton Corporation of India (CCI) is likely to procure over 100 lakh bales at the Minimum Support Price (MSP) to stabilize the market. According to the Cotton Association of India (CAI), overall cotton output in the current season (2024-25) is expected to drop to 301.75 lakh bales, down from 327.45 lakh bales in 2023-24, primarily due to lower yields in Gujarat and the northern region. Despite the decline in production, the quality of cotton remains high. Total cotton supply by January 2025 was estimated at 234.26 lakh bales, including fresh pressings of 188.07 lakh bales, imports of 16 lakh bales, and an opening stock of 30.19 lakh bales. Domestic consumption is projected at 315 lakh bales for the season, while exports are estimated at 17 lakh bales, down from 28.36 lakh bales in the previous season. Technically, the market is witnessing short covering, with open interest declining by 0.39% to 257 contracts while prices gained 150 rupees. Cottoncandy has support at 52,320, with a further downside test at 51,970. On the upside, resistance is seen at 52,930, and a breakout above could push prices toward 53,190.

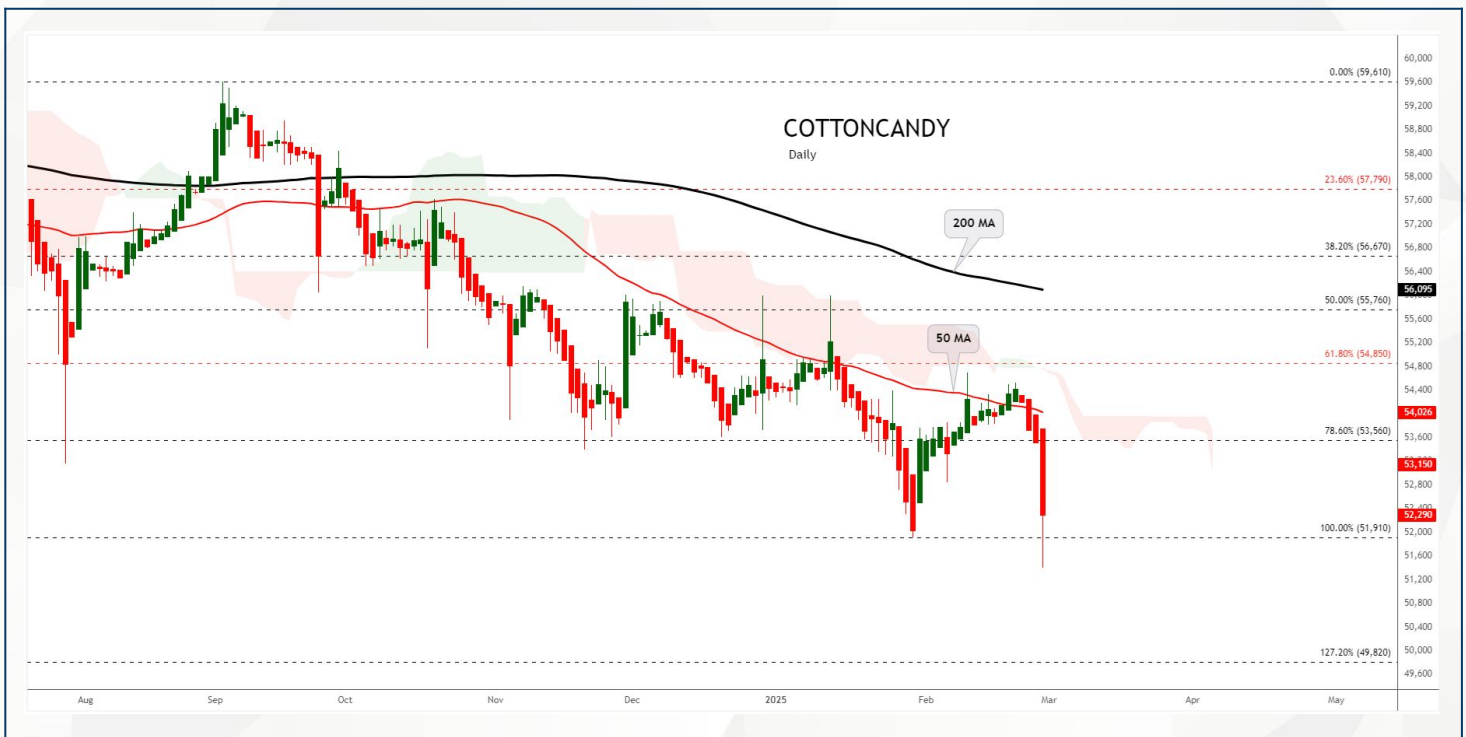
Spot Rates

Commodity	Location	Price	% Chg
29 mm Cotton	राजकोट	25,301.60	-0.17
29 mm Cotton	कादी	25,206.00	0.14

Open Interest Snapshot

Commodity	Expiry	% Change	% Oi Change	Oi Status
COTTONCANDY	31-Mar-25	0.29	-0.39	Short Covering

Technical Chart



BUY COTTONCANDY MAR @ 52500 SL 52200 TGT 52800-53000. MCX

Trading Levels

Commodity	Expiry	Close	R2	R1	PP	S1	S2
COTTONCANDY	31-Mar-25	52660.00	53190.00	52930.00	52580.00	52320.00	51970.00

Spot Rates

Commodity	Location	Price	% Chg
Cotton Seed Oilcake	आकोला	2,694.90	0.42
Cotton Seed Oilcake	कादी	2,685.85	0.3

Open Interest Snapshot

Commodity	Expiry	% Change	% Oi Change	Oi Status
COCUDAKL	20-Mar-25	0.74	-10.63	Short Covering
COCUDAKL	17-Apr-25	0.77	13.14	Fresh Buying

Technical Chart



BUY COCUDAKL MAR @ 2580 SL 2540 TGT 2620-2660. NCDEX

Trading Levels

Commodity	Expiry	Close	R2	R1	PP	S1	S2
COCUDAKL	20-Mar-25	2,602.00	2625.00	2599.00	2599.00	2587.00	2573.00
COCUDAKL	17-Apr-25	2,629.00	2645.00	2624.00	2624.00	2616.00	2603.00

Spot Rates

Commodity	Location	Price	% Chg
Kapas	राजकोट	1,401.50	-0.11
Kapas	कादी	1,399.80	-0.28

Open Interest Snapshot

Commodity	Expiry	% Change	% Oi Change	Oi Status
KAPAS	30-Apr-25	0.31	-0.85	Short Covering

Technical Chart



BUY KAPAS APR @ 1440 SL 1430 TGT 1450-1460. NCDEX

Trading Levels

Commodity	Expiry	Close	R2	R1	PP	S1	S2
KAPAS	30-Apr-25	1,442.00	1447.00	1444.00	1441.00	1438.00	1435.00

Spot Rates

Commodity	Location	Price	% Chg
Cotton Wash Oil - Kadi	कादी	1,298.75	0.14

Open Interest Snapshot

Commodity	Expiry	% Change	% Oi Change	Oi Status
COTWASOIL	20-Mar-25	0.41	-33.33	Short Covering

Technical Chart

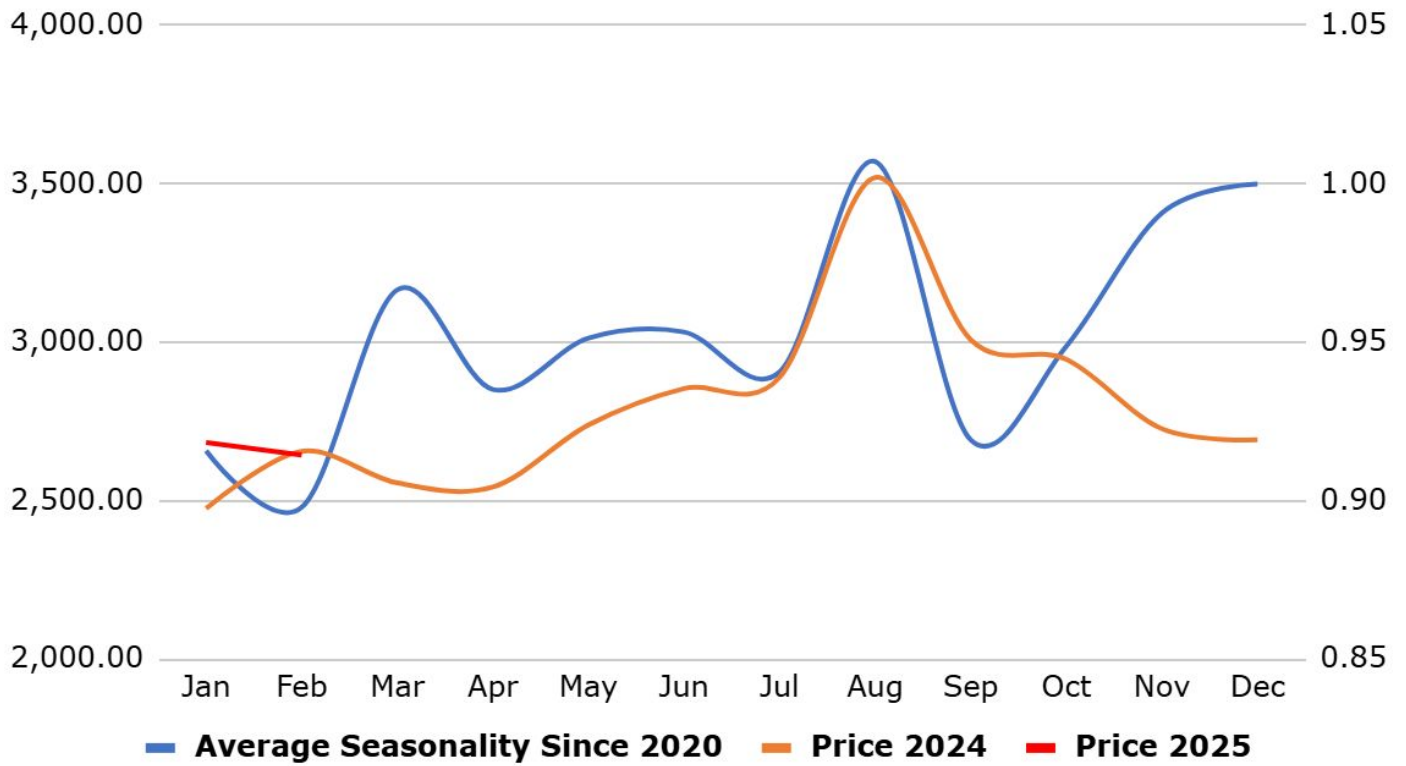


SELL COTWASOIL MAR @ 1300 SL 1310 TGT 1385-1375. NCDEX

Trading Levels


Commodity	Expiry	Close	R2	R1	PP	S1	S2
COTWASOIL	20-Mar-25	1,300.00	1300.00	1300.00	1300.00	1300.00	1300.00

NCDEX Cocudakl Seasonality



MCX Cottoncandy Seasonality





DISCLAIMER

KEDIA ADVISORY

This Report is prepared and distributed by Kedia Stocks & Commodities Research Pvt Ltd. Our SEBI REGISTRATION NUMBER - INH000006156. for information purposes only. The recommendations, if any, made herein are expressions of views and/or opinions and should not be deemed or construed to be neither advice for the purpose of purchase or sale through KSCRPL nor any solicitation or offering of any investment /trading opportunity. These information/opinions/ views are not meant to serve as a professional investment guide for the readers. No action is solicited based upon the information provided herein. Recipients of this Report should rely on information/data arising out of their own investigations. Readers are advised to seek independent professional advice and arrive at an informed trading/investment decision before executing any trades or making any investments. This Report has been prepared on the basis of publicly available information, internally developed data and other sources believed by KSCRPL to be reliable. KSCRPL or its directors, employees, affiliates or representatives do not assume any responsibility for or warrant the accuracy, completeness, adequacy and reliability of such information/opinions/ views. While due care has been taken to ensure that the disclosures and opinions given are fair and reasonable, none of the directors, employees, affiliates or representatives of KSCRPL shall be liable for any direct, indirect, special, incidental, consequential, punitive or exemplary damages, including lost profits arising in any way whatsoever from the information/opinions/views contained in this Report. The possession, circulation and/or distribution of this Report may be restricted or regulated in certain jurisdictions by appropriate laws. No action has been or will be taken by KSCRPL in any jurisdiction (other than India), where any action for such purpose (s) is required. Accordingly, this Report shall not be possessed, circulated and/ or distributed in any such country or jurisdiction unless such action is in compliance with all applicable laws and regulations of such country or jurisdiction. KSCRPL requires such a recipient to inform himself about and to observe any restrictions at his own expense, without any liability to KSCRPL. Any dispute arising out of this Report shall be subject to the exclusive jurisdiction of the Courts in India.

KEDIA ADVISORY

KEDIA STOCKS & COMMODITIES RESEARCH PVT LTD

Mumbai, India

SEBI REGISTRATION NUMBER - INH000006156

For more details, please contact: +91 93234 06035 / 96195 51022

Email: info@kediaadvisory.com

Regd.Off.: 1, 2, 3 & 4, 1st Floor, Tulip Bldg, Flower Valley Complex, Khadakpada Circle,
Kalyan-(W), Mumbai-421301